

## Hadrian's Wall Path National Trail

### Passport stamping station location guide

Simply collecting all seven stamps at the stamping stations along the way entitles you to buy the achievers' enamel badge and certificate. It is a seasonal passport, operating between Easter and 31<sup>st</sup> October each year.

In Wallsend Passports, certificates, and achievers' badges can be obtained during normal opening hours from Segedunum Roman Fort and Museum. In Bowness-on-Solway they are available from the King's Arms pub; also from the Wallsend Guest House and Tea Room (next to St Michael's church) - both during normal opening hours.

Other passport stockists: Walltown Quarry Country Park in Northumberland National Park, also Carlisle Tourist Information Centre. The passport is also available online from [www.trailgiftshop.co.uk](http://www.trailgiftshop.co.uk)

Locations of passport stamping stations (map grid references shown in the passport):

Segedunum Roman Fort  
1. In the museum reception (during normal opening hours).

2. On outside wall next to rear entrance in Station Road (available any time).














1.



2.



<p>Robin Hood Inn (military road one mile west of Whittledene reservoir)</p> <p>On outside wall next to the entrance (available any time)</p>	
<p>Chesters Roman Fort</p> <p>1. In the museum reception (during normal opening hours).</p> <p>Chesters Roman Fort</p> <p>2. On boundary wall next to car park entrance (available any time).</p>	<p>1.</p>  <p>2.</p> 
<p>Housesteads Roman Fort</p> <p>Outside the museum entrance (available any time).</p>	
<p>Birdoswald Roman fort</p> <p>1. In the museum reception (during normal opening hours).</p> <p>2. On outside wall when approaching museum from the east (available outside of normal opening hours).</p>	<p>1.</p>  <p>2.</p> 

<p>The Sands Centre Carlisle. In centre café, entrance via glass door. If closed use main entrance at front of building (during normal opening hours).</p>	 
<p>Bowness-on-Solway 1. The Banks Promenade Inside shelter (available any time).</p>	<p>1.</p> 
<p>2. The King's Arms pub (during normal opening hours).</p> <p>3. The Lindow (village) hall next to King's Arms (during normal opening hours).</p>	<p>2.</p>  <p>3.</p> 

David McGlade  
National Trail Officer, Northumberland National Park  
Authority [david.mcglade@nnpa.org.uk](mailto:david.mcglade@nnpa.org.uk)

Revised 1<sup>st</sup> September 2016